

**Winkelfräser**

- mit Zylinder-Schaft und Fläche
- kleiner Durchmesser schaftseitig
- schräg- und stirnverzahnt

**Fraises coniques**

- queue cylindrique à méplat
- cône renversé
- denture inclinée et en bout

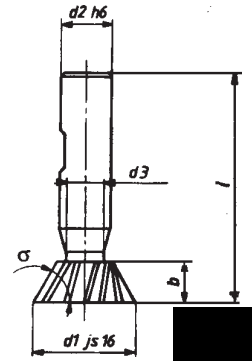
**Conical mill**

- cylindrical shank with flats
- small diameter shank side
- helical and front teeth

2496..

Werkstoff matières material	Type type typ	Spanwinkel Angle de coupe Rake angle	Spiralwinkel Angle hélice Spiral angle	Schneiden no. dents no.teeth	Haupteinsatz appl.princip. application	Norm standard standard	Norm Schaft stand. tiege standard shank	Weitere Ang. autres spec. miscellaneous
HSS-Co5	N	15°	15°	5 - 14	Nuten rainures slots	DIN 1833 C	DIN 1835 A ISO 3338	feingestuft pas fin fine steps

2496.. (HSS-Co): Zu bearbeitendes Material / matières applicables/materials: D2496.201  
 Unlegierte Stähle/ aciers non alliés/ non alloyed steels < 700 N/mm2 Legierte Stähle/ aciers alliés/alloyed steels 700 - 950 N/mm2



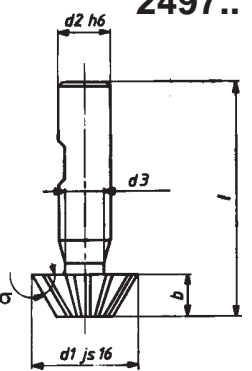
2.496117							Best.Nr. 2496.. no.cde.		Best.Nr. 2496.. no.cde.								
d1	σ	b	l	d2	d3	Z	order no.	CHF	d1	σ	b	l	d2	d3	Z	order no.	CHF
10	30		58	8	5	10	2496. 100	54,65	20	60	8,0	63	12	7	10	2496. 540	71,80
10	45	3,0	58	8	5	10	2496. 120	56,30	20	65		63	12	7	10	2496. 560	92,40
10	50	4,0	58	8	5	10	2496. 140	56,30	20	70		63	12	7	10	2496. 580	92,40
10	55	5,0	58	8	5	10	2496. 160	56,30	20	75		63	12	7	10	2496. 600	92,40
10	60	5,0	58	8	5	10	2496. 180	56,30	20	80		63	12	7	10	2496. 620	92,40
10	65	6,0	58	8	5	10	2496. 200	56,30	25	45	6,3	67	16	8	12	2496. 640	92,90
10	70	7,0	58	8	5	10	2496. 220	56,30	25	50		67	16	8	12	2496. 660	121,00
10	75	7,0	58	8	5	10	2496. 240	56,30	25	55		67	16	8	12	2496. 680	121,00
10	80	8,0	58	10	10	5	2496. 260	56,30	25	60	10,0	67	16	8	12	2496. 700	91,70
12,5	45	3,0	55	10	5	6	2496. 280	54,00	25	65		67	16	8	12	2496. 720	121,00
12,5	60	4,0	54	10	5	6	2496. 300	53,80	25	70		67	16	8	12	2496. 740	121,00
16	45	4,0	60	12	6	8	2496. 320	59,80	25	75		67	16	8	12	2496. 760	121,00
16	50	6,3	60	12	6	8	2496. 340	76,40	25	80		67	16	8	12	2496. 780	121,00
16	55	6,3	60	12	6	8	2496. 360	76,40	32	45	8,0	71	16	12	14	2496. 800	131,00
16	60	6,3	60	12	6	8	2496. 380	60,60	32	50				14	2496. 820	190,00	
16	65		60	12	6	8	2496. 400	76,40	32	55				14	2496. 840	190,00	
16	70		60	12	6	8	2496. 420	76,40	32	60	12,5	71	16	12	14	2496. 860	131,00
16	75		60	12	6	8	2496. 440	76,40	32	65						2496. 880	190,00
16	80		60	12	6	8	2496. 460	76,40	32	70						2496. 900	190,00
20	45	5,0	63	12	7	10	2496. 480	74,90	32	75						2496. 920	190,00
20	50		63	12	7	10	2496. 500	92,40	32	80						2496. 940	190,00
20	55		63	12	7	10	2496. 520	92,40									




**Winkelfräser, nur am Umfang** / **Fraises coniques, cône di-** / **Conical mill, cutting on conical face, for hard materials**  
 aktiv, für harte Werkstoffe / rect p. des matériaux durs

Werkstoff matières material	Type type typ	Spanwinkel Angle de coupe Rake angle	Spiralwinkel Angle hélice Spiral angle	Schneiden no. dents no.teeth	Haupteinsatz appl.princip. application	Norm standard standard	Norm Schaft stand. tiege standard shank	Weitere Ang. autres spec. miscellaneous
HSS-Co5	H	0°	0°	8 - 16	Nuten rainures slots	DIN 1833 D	DIN 1835 A ISO 3338	für harte Werkstoffe pour matériaux durs for hard materials

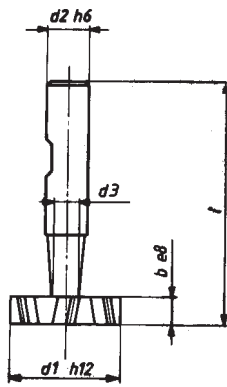
2497.. (HSS-Co): Zu bearbeitendes Material / matières applicables/materials: D2497.201  
 Unlegierte Stähle/ aciers non alliés/ non alloyed steels < 700 N/mm2 Legierte Stähle/ aciers alliés/alloyed steels 700 - 950 N/mm2



2497112							Best.Nr. 2497.. no.cde.		Best.Nr. 2497.. no.cde.								
σ	d1	b	l	d2	d3	Z	order no.	CHF	σ	d1	b	l	d2	d3	Z	order no.	CHF
45	10	2,5	58	8	5	10	2497. 100	34,50	60	25	10,0	67	16	11	14	2497. 460	83,90
45	12,5	3,0	55	10	5	10	2497. 120	48,90	60	32	12,5	71	16	12	16	2497. 480	123,70
45	16	4,0	60	12	8	10	2497. 140	54,30	65	10		58	8	5	10	2497. 500	52,20
45	20	5,0	63	12	8	10	2497. 160	66,10	65	16		60	12	8	12	2497. 520	70,35
45	25	6,3	67	16	11	14	2497. 180	83,10	65	20		63	12	10	12	2497. 540	80,35
45	32	6,0	71	16	12	16	2497. 200	123,70	65	25		67	16	11	14	2497. 560	104,00
50	10		58	8	5	10	2497. 220	52,20	70	10		58	8	5	10	2497. 580	52,20
50	16		60	12	8	10	2497. 240	70,35	70	16		60	12	8	10	2497. 600	70,35
50	20		63	12	10	12	2497. 260	80,35	70	20		63	12	10	12	2497. 620	80,35
50	25		67	16	11	14	2497. 280	104,00	70	25		67	16	11	14	2497. 640	104,00
55	10		58	8	5	10	2497. 300	52,20	75	10		58	8	5	10	2497. 660	52,20
55	16		60	12	8	10	2497. 320	70,35	75	16		60	12	8	12	2497. 680	70,35
55	20		63	12	10	12	2497. 340	80,35	75	20		63	12	10	12	2497. 700	80,35
55	25		58	8	5	10	2497. 360	104,00	75	25		67	16	11	14	2497. 720	104,00
60	10	6,3	58	8	5	10	2497. 380	52,20	80	10		58	8	5	10	2497. 740	52,20
60	12,5	5,0	55	10	5	8	2497. 400	48,90	80	16		60	12	8	10	2497. 760	70,35
60	16	6,3	60	12	8	10	2497. 420	55,80	80	20		63	12	10	12	2497. 780	80,35
60	20	8,0	63	12	10	12	2497. 440	63,90	80	25		67	16	11	14	2497. 800	104,00



2540..



Schlitzfräser

- Für Scheibenfedernnuten
- mit Zylinderschaft und Fläche
- kreuzverzähnt,seitlich  
hohlgeschliffen

Fraises p.logem.de clavette Slotting endmill

- queue cylindrique à méplat
- denture alternée
- évidement latéral
- cylindrical shank with flats
- alternate teething
- hollow ground on side

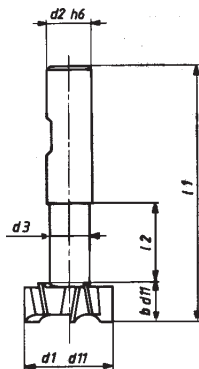
Werkstoff matières material	Typ type typ	Spanwinkel Angle de coupe Rake angle	Spiralwinkel Angle hélice Spiral angle	Schneiden no. dents no.teeth	Haupteinsatz appl.princip. application	Norm standard standard	Norm Schaft stand. tiege standard shank	Weitere Ang. autres spec. miscellaneous
HSS-Co5	N	10°	10°	8 - 12	Nuten rainures slots	DIN 850 D	DIN 835 A ISO 3338	feingestuft pas fin fine steps

2568.. (HSS-Co), 2568S..(HSS-Co): Zu bearbeitendes Material / matières applicables/materials: D2540.201  
 Unlegierte Stähle/ aciers non alliés/ non alloyed steels < 700 N/mm2 Legierte Stähle/ aciers alliés/ alloyed steels 700 - 950 N/mm2



2.540112 HSS-Co Best.Nr. 2540..								HSS-Co Best.Nr. 2540..							
d1	b	l	d2	d3	Z	no. cde.	order no. CHF	d1	b	l	d2	d3	Z	no. cde.	order no. CHF
4.5	1.0	50	6	3.0	6	2540.045	45.35	22.5	6.0	60	10	6.5	10	2540.227	65.50
7.5	2.0	50	6	3.3	8	2540.075	56.60	22.5	8.0	63	10	6.5	10	2540.228	66.50
10.5	2.0	50	6	4.0	8	2540.105	51.60	25.5	5.0	60	10	7.5	12	2540.255	73.20
10.5	2.5	50	6	4.0	8	2540.106	51.70	25.5	6.0	60	10	7.5	12	2540.256	74.00
10.5	3.0	50	6	4.2	8	2540.107	51.60	25.5	7.0*	60	10	7.5	12	2540.257*	60.40
13.5	2.0	55	10	4.6	8	2540.135	53.40	25.5	8.0	63	10	7.5	12	2540.258	74.30
13.5	2.5	55	10	4.6	8	2540.136	53.50	28.5	5.0	60	10	8.5	12	2540.285	90.90
13.5	3.0	55	10	4.6	8	2540.137	53.30	28.5	6.0	60	10	8.5	12	2540.286	89.40
13.5	4.0	55	10	4.6	8	2540.138	53.40	28.5	7.0*	60	10	8.5	12	2540.287*	47.40
16.5	2.5	55	10	4.6	10	2540.165	54.60	28.5	8.0	60	10	8.5	12	2540.288	87.20
16.5	3.0	55	10	4.6	10	2540.166	54.80	28.5	10.0	65	12	9.3	12	2540.289	65.40
16.5	4.0	55	10	4.6	10	2540.167	56.70	32.5	5.0	60	10	8.5	12	2540.325	97.40
16.5	5.0	55	10	5.0	10	2540.168	55.40	32.5	6.0	60	10	8.5	12	2540.326	101.20
19.5	3.0	55	10	5.6	10	2540.195	61.20	32.5	7.0*	60	10	8.5	12	2540.327*	78.20
19.5	4.0	55	10	5.6	10	2540.196	61.50	32.5	8.0	60	10	8.5	12	2540.328	96.20
19.5	5.0	55	10	6.0	10	2540.197	61.50	32.5	10.0	65	12	9.3	12	2540.329	101.10
19.5	6.0	60	10	6.5	10	2540.198	61.80	45.5	8.0	65	12	11.8	12	2540.455	147.80
22.5	4.0	60	10	6.0	10	2540.225	65.50	45.5	10.0	65	12	11.8	12	2540.456	147.80
22.5	5.0	60	10	6.0	10	2540.226	65.90	*solange Vorrat / jusqu'à l'épuisement du stock							

2542..



Schaftfräser für

T-Nuten

- Mit Zylinderschaft u. Fläche
- kreuzverzähnt

Fraises pour

rainures à T

- Queue cylindrique à méplat
- denture alternée

T-nut mill

- Cylindrical shank w. flats
- alternate teething

Werkstoff matières material	Typ type typ	Spanwinkel Angle de coupe Rake angle	Spiralwinkel Angle hélice Spiral angle	Schneiden no. dents no.teeth	Haupteinsatz appl.princip. application	Norm standard standard	Norm Schaft stand. tiege standard shank	Weitere Ang. autres spec. miscellaneous
HSS-Co5	N	10°	10°	6 - 8	Nuten rainures slots	DIN 851 AE DIN 650	DIN 835 A ISO 3338	T-Nuten miscellaneous rainures à T T-slots

2542.. (HSS-Co), 2568S..(HSS-Co): Zu bearbeitendes Material / matières applicables/materials: D2542.201  
 Unlegierte Stähle/ aciers non alliés/ non alloyed steels < 700 N/mm2 Legierte Stähle/ aciers alliés/ alloyed steels 700 - 950 N/mm2



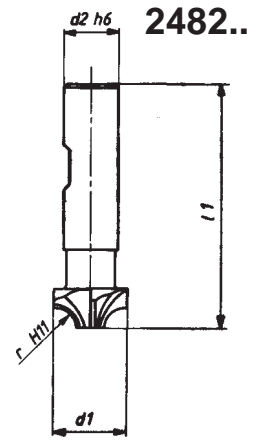
2.542112 Best.Nr. 2542..								Best.Nr. 2542..							
d1	b	d2	l1	d3	l2	DIN	Z no. cde.	d1	b	d2	l1	d3	l2	DIN	Z no. cde.
							650 order no. CHF								650 order no. CHF
11.0	3.5	10	54	4	10	5 6	2542.110 71.50	21.0	9.0	12	74	10	20	12 8	2542.210 93.00
12.5	6.0	10	57	5	11	6 6	2542.125 67.80	25.0	11.0	16	82	12	23	14 8	2542.250 114.70
16.0	8.0	10	62	7	14	8 6	2542.160 73.30	28.0	12.0	16	85	13	25	16 8	2542.280 133.40
18.0	8.0	12	70	8	17	10 8	2542.180 81.90	32.0	14.0	16	90	15	28	18 8	2542.320 161.80

**Viertelkreisfräser** *Fraises à angler* **Quarter radius mill**


- mit Zylinder-Schaft u. Fläche ● *queue cylindrique à méplat* ● cylindrical shank with flats
- für harte werkstoffe ● *pour matériaux durs* ● for hard materials

Werkstoff matières Material	Typ type typ	Spanwinkel Angle de coupe Rake angle	Spiralwinkel Angle hélice Spiral angle	Schneiden no. dents no.teeth	Haupteinsatz appl.princip. application	Norm standard standard	Schaft tiege shank	Weitere Ang. autres spec. miscellaneous
HSS-Co5	H	0°	0°	4 - 6	Radialen radius radius	DIN 6518B	DIN 1835A ISO 3338	fein gestuft pas fin fine steps

**2482.. (HSS-Co):** Zu bearbeitendes Material / matières applicables/materials: D2482.201  
 Unlegierte Stähle/ aciers non alliés/ non alloyed steels < 700 N/mm2 Legierte Stähle/ aciers alliés/alloyed steels 700 - 950 N/mm2




2.482112						Best.Nr. 2482..		Best.Nr. 2482..							
r	d1	d2	l1	Z	no.Commande	order no.	CHF	r	d1	d2	l1	Z	no.Commande	order no.	CHF
1.00	9.0	10	60	4	2482. 100		50.40	5.00	17	12	60	4	2482. 210		77.40
1.25	9.5	10	60	4	2482. 110		54.10	6.00	21	16	67	4	2482. 220		85.60
1.50	10.0	10	60	4	2482. 120		50.10	7.00	23	16	71	4	2482. 230		91.80
1.75	10.5	10	60	4	2482. 130		57.80	8.00	25	16	71	4	2482. 240		99.40
2.00	11.0	10	60	4	2482. 140		50.10	10.00	29	25	85	4	2482. 260		124.60
2.25	11.5	10	60	4	2482. 150		58.50	12.00	35	25	90	6	2482. 270		163.70
2.50	12.0	10	60	4	2482. 160		56.30	12.50	41	25	100	6	2482. 280		190.00
3.00	13.0	12	60	4	2482. 170		60.80	15.00	46	25	100	6	2482. 290		340.00
3.50	14.0	12	60	4	2482. 180		62.90	16.00	48	25	100	6	2482. 300		286.30
4.00	15.0	12	60	4	2482. 190		65.50	20.00	56	32	112	6	2482. 310		405.40
4.50	16.0	12	60	4	2482. 200		74.90								



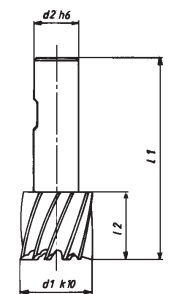
**Walzenstirnfräser mit Zylinderschaft und Fläche, Schlicht- und Schrupp-Profil** *Fraises 2 tailles en bout, que-Shell end mill, cylindrical ue cylindrique à méplat, pro-shank with flats, finisher and fil de finition et d'ébauche rougher*

Werkstoff matières Material	Typ type typ	Spanwinkel Angle de coupe Rake angle	Spiralwinkel Angle hélice Spiral angle	Schneiden no. dents no.teeth	Haupteinsatz appl.princip. application	Norm standard standard	Norm Schaft stand. tiege standard shank	Weitere Ang. autres spec. miscellaneous
HSS-Co5	N NR	12° 10°	25° 27°	8 - 12 4 - 6	Plan und Umfang surfacier et contourner surface and contour standard factory	Werksnorm norme d'usine ISO 3338	DIN 1835A ISO 3338	Universalwerkzeug outil universel universal tool

**2568.. (HSS-Co), 2568S..(HSS-Co):** Zu bearbeitendes Material / matières applicables/materials: D2568.201  
 Unlegierte Stähle/ aciers non alliés/ non alloyed steels < 700 N/mm2 Legierte Stähle/ aciers alliés/alloyed steels 700 - 950 N/mm2



2.568112						HSS-Co		Best.Nr. 2568..		HSS-Co						Best.Nr. 2568..				
d1	d2	l2	l1	Z	order no.	CHF	d1	d2	l2	l1	Z	order no.	CHF	d1	d2	l2	l1	Z	order no.	CHF
16	10	15	60	8	2568. 160	51.90	30	16	25	80	12	2568. 300	134.60	32	20	30	90	12	2568. 320	165.50
18	10	15	60	8	2568. 180	60.60	35	20	30	90	12	2568. 350	200.30	40	20	30	90	12	2568. 400	227.20
20	10	15	60	8	2568. 200	73.70														
25	16	20	75	10	2568. 250	98.40														
28	16	25	80	10	2568. 280	117.80														



2.568S112						HSS-Co		Best.Nr. 2568S..		HSS-Co						Best.Nr. 2568S..				
d1	d2	l2	l1	Z	order no.	CHF	d1	d2	l2	l1	Z	order no.	CHF	d1	d2	l2	l1	Z	order no.	CHF
20	10	15	60	4	2568S. 200	99.90	32	20	30	90	5	2568S. 320	185.80	35	20	30	90	5	2568S. 350	221.20
25	16	20	75	4	2568S. 250	124.50	40	20	30	90	6	2568S. 400	223.90							
28	16	25	80	5	2568S. 280	144.40														
30	16	25	80	5	2568S. 300	160.50														

